



European
University
Institute

ROBERT
SCHUMAN
CENTRE FOR
ADVANCED
STUDIES



MIGRATION
POLICY CENTRE

The Migrant Crisis: Challenges for Europe and its Neighbourhood

Philippe Fargues – MPC Director

European Investment Bank Institute
Luxembourg, 17 November 2015





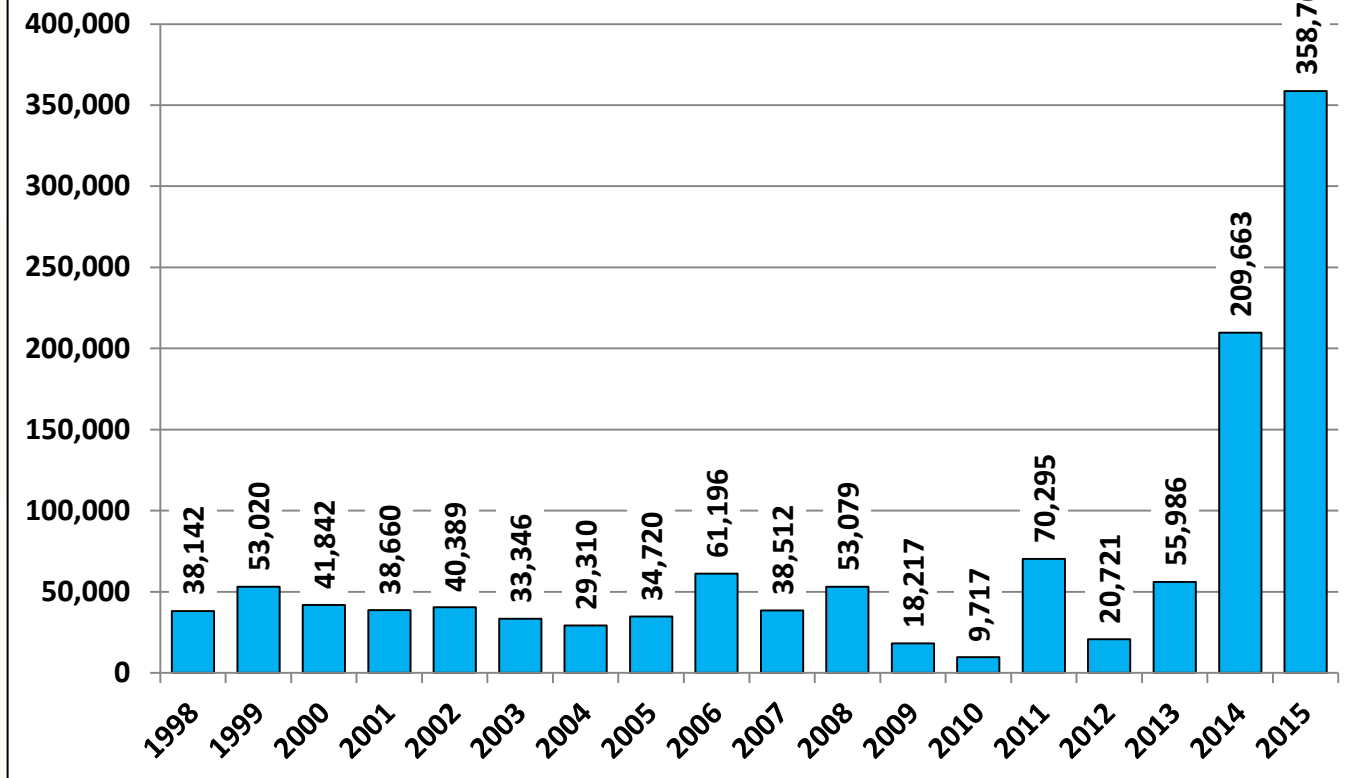
I - Facts

1. Large-scale phenomenon since the 1980s
2. Migratory routes have changed many times
3. Mediterranean Sea, the world's most perilous migratory route
4. A variety of nationalities converge towards a few corridors
5. Two sorts of countries along Mediterranean migratory routes: destination vs. transit



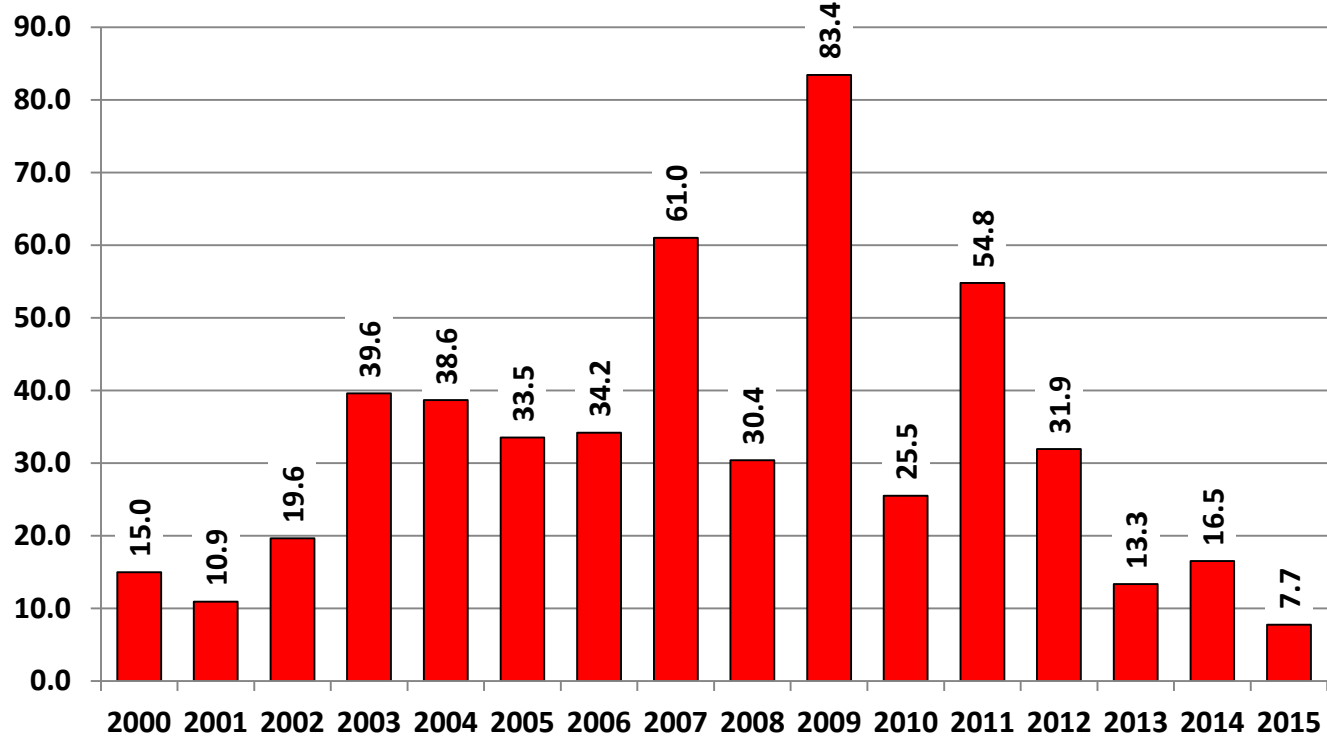


Unauthorised entries by sea -- Greece, Italy, Malta & Spain
1998-2015 (10th Sep)



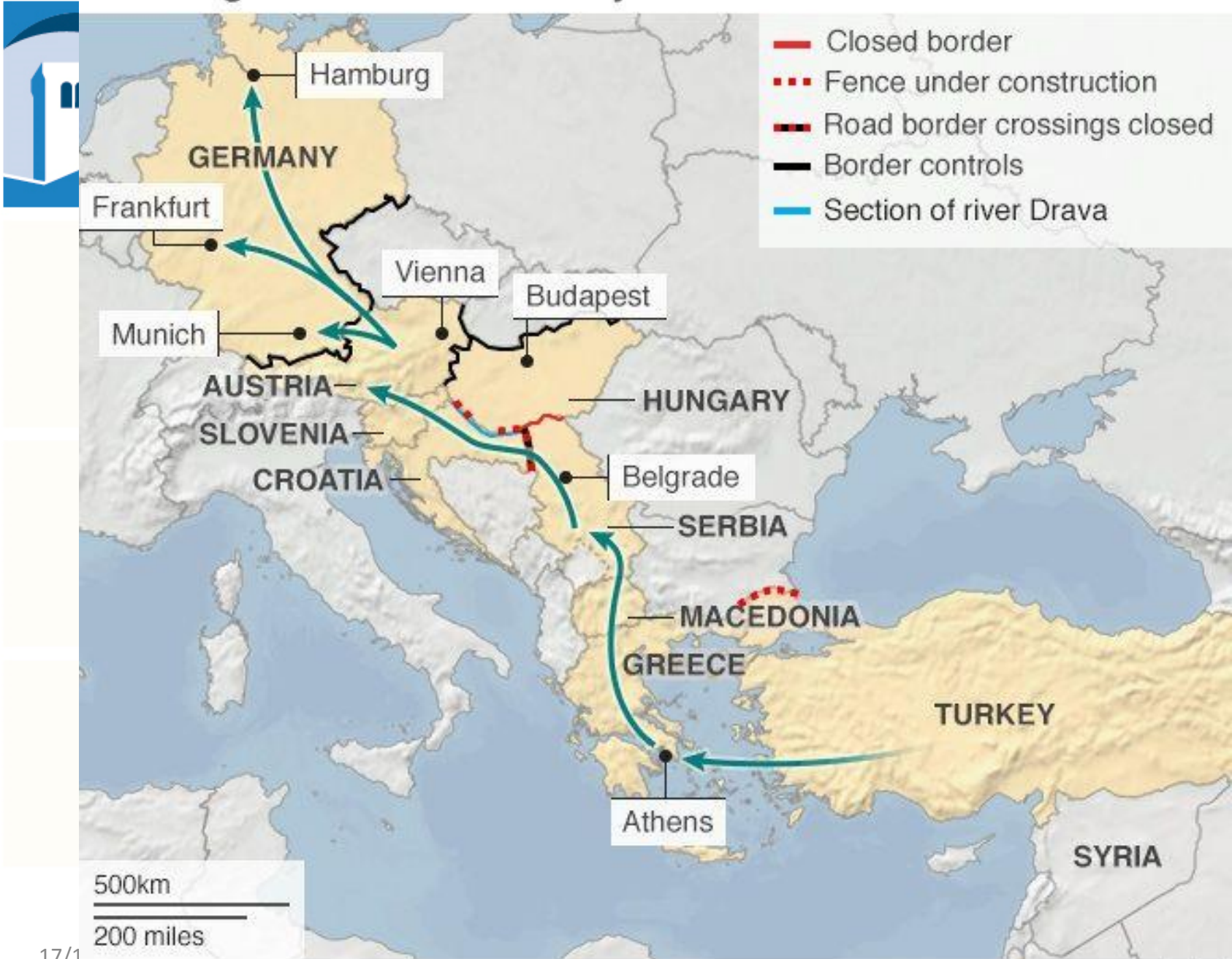


Probability of dying at sea during the cross-Mediterranean journey
to Europe (Deaths per 1,000 crossings) 2000-2015





Main migrant route to Germany





II - Questions

1. **Migrant or refugee crisis?**
2. **Are refugees entitled to express economic needs?**
3. **What triggered the crisis: pull or push factors?**



Top Ten Nationalities of Migrants Smuggled into Greece and Italy 2011-2015

Country of declared nationality	Refugees % (*)	Numbers of migrants / Year				
		2011	2012	2013	2014	2015
Syria	94.1%	947	8,507	18,972	74,461	284,924
Afghanistan	59.9%	17,841	18,323	6,924	13,685	76,735
Eritrea	86.0%	1,060	2,351	10,406	34,470	35,556
Albania	7.4%	7,445	10,604	14,368	16,751	12,646
Pakistan	23.8%	11,982	12,374	5,497	7,299	15,877
Nigeria	25.4%	5,960	807	2,835	8,832	18,360
Tunisia	9.0%	28,827	2,874	925	1,674	811
Somalia	61.6%	2,429	3,944	4,205	7,520	12,977
Iraq	71.8%	1,834	2,355	739	1,701	22,521
Bangladesh	10.1%	4,514	8,485	1,721	5,522	7,340
All Nationalities		82,839	70,624	66,592	171,915	487,747
Refugees % (**)		30.8%	38.7%	51.8%	62.0%	73.1%

(*) Rate of positive answers to asylum claims lodged in the EU28 in 2011-15

(**) Expected rate of positive answers to asylum claims lodged in the EU28 by migrants smuggled into Greece and Italy 2011-15



III - Responses

Countries of first asylum in the Middle East

- **Most generous states in opening their borders and offering protection**
- **But no countries of durable settlement**
- **Mounting tensions**

Transit countries

- **Most often do not oppose the entry**
- **Facilitate the fastest possible exit**
- **Local populations mostly helpful**



Action along the (sea) route

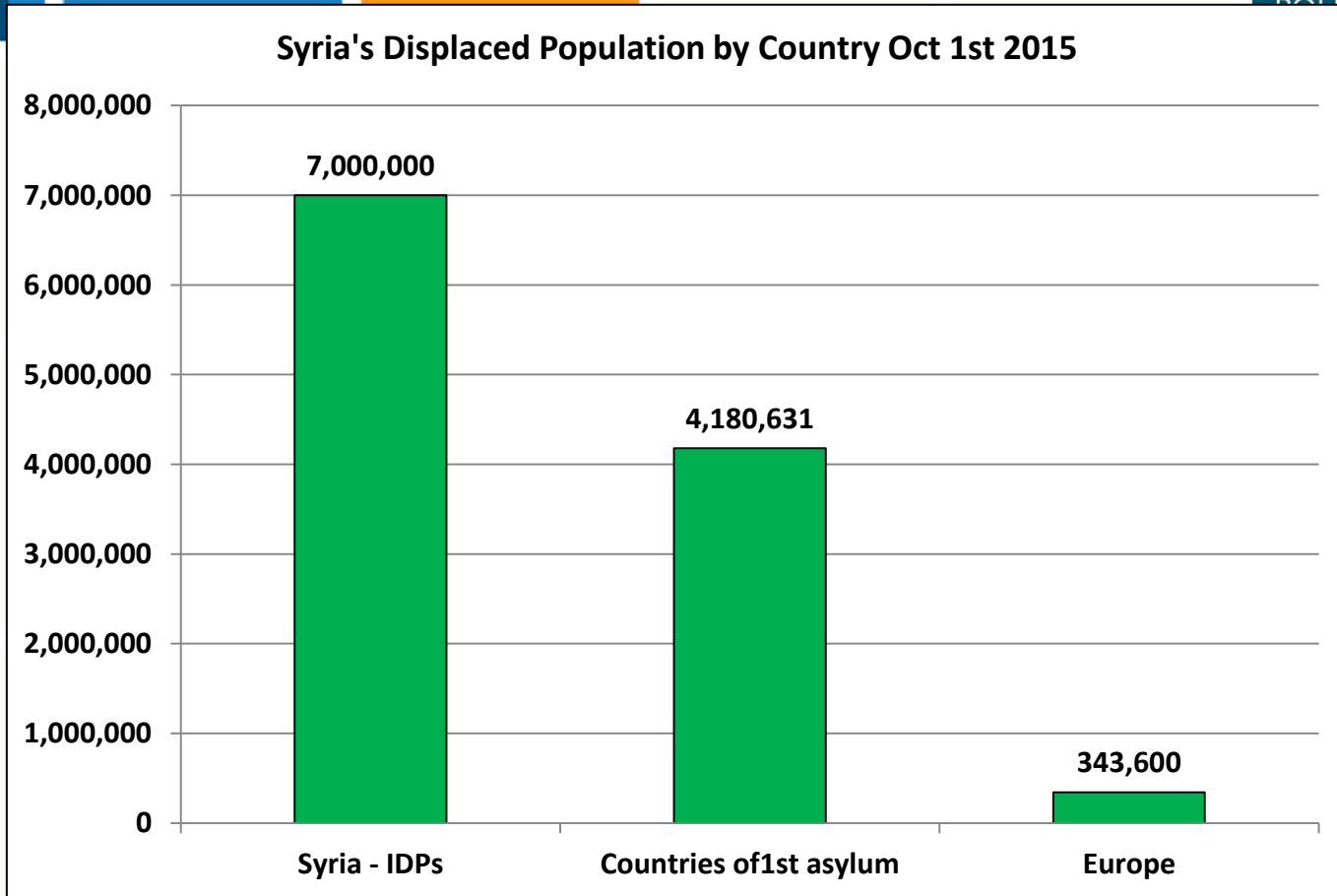
- Search & Rescue (Mare Nostrum, Triton)
- Tackling the smugglers (Sophia)
- Eliminating the smugglers vs. responding to the crisis

Asylum or destination countries

- Tension between accommodating refugees and respecting the citizens' rights
- Whole spectrum stances [from hyper-protectionism to open-door]
- Crisis of institutions (Schengen) and principles (solidarity)

The challenge of integration

- Public opinion & political parties
- Economies and societies





European
University
Institute

ROBERT
SCHUMAN
CENTRE FOR
ADVANCED
STUDIES



MIGRATION
POLICY CENTRE

What next?

Refugee movements will continue

Economic Migration will rise

Opening channels vs. building walls

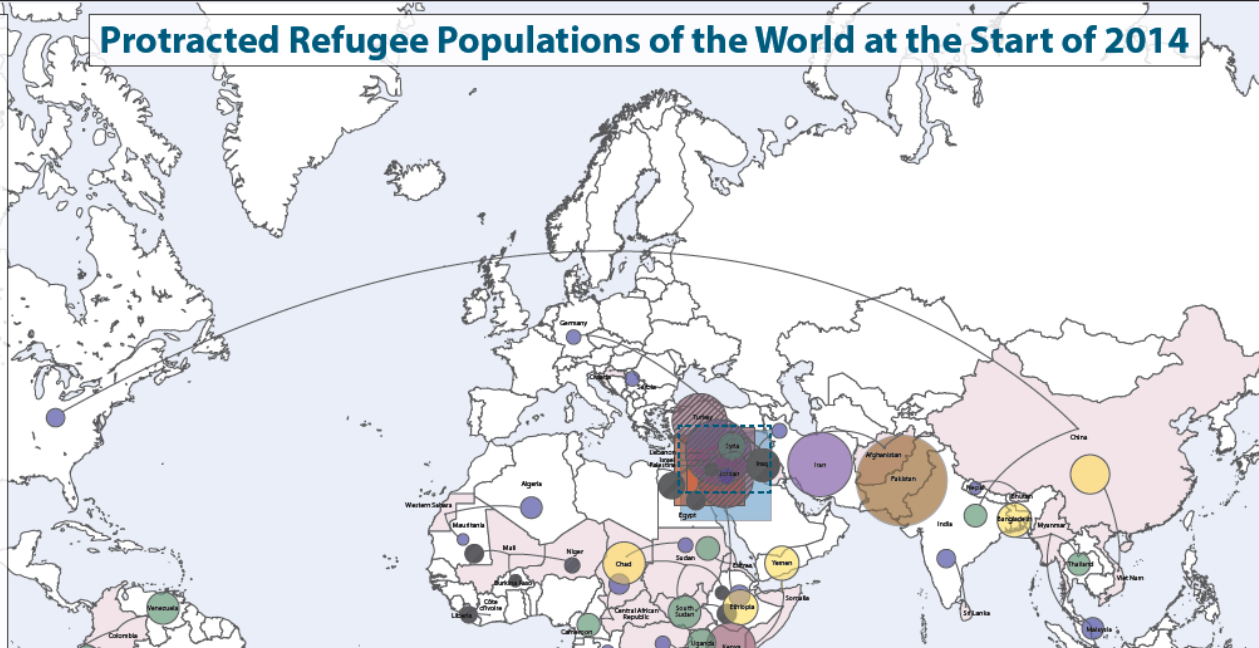




Protracted Refugee Populations of the World at the Start of 2014

GRAND TOTAL 14,402,040
PROTRACTED POPULATION 11,375,236
NASCENT PROTRACTED POPULATION 3,026,804

COUNTRY OF ORIGIN	TOTAL
Quantity of Destination	508,704
PALESTINE	5,190,075
Jordan	2,070,973
Gaza Strip	1,240,082
West Bank	754,411
Syria	517,255
Lebanon	447,328
Egypt	70,236
AFGHANISTAN	2,429,891
Pakistan	1,615,876
Iran	814,015
SYRIA	2,266,657
Lebanon	851,234
Turkey	685,601
Jordan	585,304
Iraq	212,919
Egypt	131,459
SOMALIA	946,635
Kenya	475,304
Ethiopia	240,825
Yemen	220,516
SUDAN	594,660
Chad	352,948
South Sudan	308,130
Ethiopia	31,582
MYANMAR	458,888
Bangladesh	231,125
Thailand	135,476
Malaysia	92,287
D.R. OF THE CONGO	270,259
Uganda	155,742
Rwanda	72,988
Tanzania	64,549
Burundi	45,124
Congo	31,894
COLOMBIA	326,235
Venezuela	294,259
Ecuador	122,276
VIET NAM	200,896
China	300,896
IRAQ	285,207
Syria	146,200
Jordan	55,500
Iran	43,248
Germany	40,210
CENTRAL AFRICAN REPUBLIC	237,822
Cameroon	103,892
Chad	80,545
ERITREA	229,005
Sudan	109,549
Ethiopia	84,377
Israel	34,988
CHINA	165,561
India	100,000
United States	65,558
MALI	144,005
Mauritania	66,393
Niger	48,628
Burkina Faso	28,684
WESTERN SAHARA	116,001
Algeria	90,000
Mauritania	26,001
SOUTH SUDAN	71,506
Ethiopia	71,506
SRI LANKA	65,674
India	65,674
CÔTE D'IVOIRE	52,786
Libria	52,786
RWANDA	83,674
D.R. of the Congo	83,674
CROATIA	41,762
Serbia and Kosovo	41,762
CHAD	41,666
Sudan	41,666
BURUNDI	35,183
Tanzania	35,183
BHUTAN	30,977
Nepal	30,977



ROBERT SCHUMAN CENTRE FOR ADVANCED STUDIES

MIGRATION POLICY CENTRE

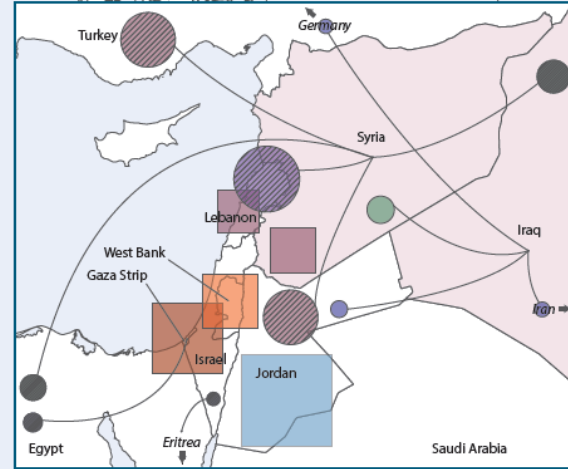
A protracted refugee population exists when 25,000 or more refugees originating from the same country have sought refuge in another country for at least five consecutive years. Thirty-nine protracted refugee situations existed at the start of 2014. With a total population of 11.3 million people – 6.3 million non-Palestinian and 5 million Palestinian – they originate from 18 countries and reside in 28 countries. Current crises in eight countries have created 15 refugee populations with the potential to become protracted. Already 3 million people in January 2014, these nascent protracted populations are now considerably larger.

The 1951 Convention defines a refugee as a person who is outside his or her country of nationality or habitual residence; has a well-founded fear of being persecuted because of his or her race, religion, nationality, membership of a particular social group or political opinion; and is unable or unwilling to avail himself of the protection of that country, or to return there, for fear of persecution. UNHCR defines Palestinian refugees as persons whose normal place of residence was Palestine during the period 1 June 1946 to 15 May 1948, and who lost both home and means of livelihood as a result of the 1948 conflict.

Produced by Cameron Thibos

Solid and pink shaded circles indicate countries of origin
 Square indicate Palestinian refugees using UNHCR data
 Shaded circles represent nascent protracted populations

2,500,000
 2,025,000
 1,400,000
 1,225,000
 900,000
 625,000
 400,000
 225,000
 100,000
 25,000



Teal shading signifies a nascent protracted refugee population. Sources: UNHCR. * denotes UNHCR data on Palestinian in figure conclusions.