

Integration the wave of immigrants to Israel from 1989 to 1995

Presentation by Arnon Mantver

Aug. 2016

Jacob Lawrence 1917-2000
Migration



A personal story...

- It was in March 1989....



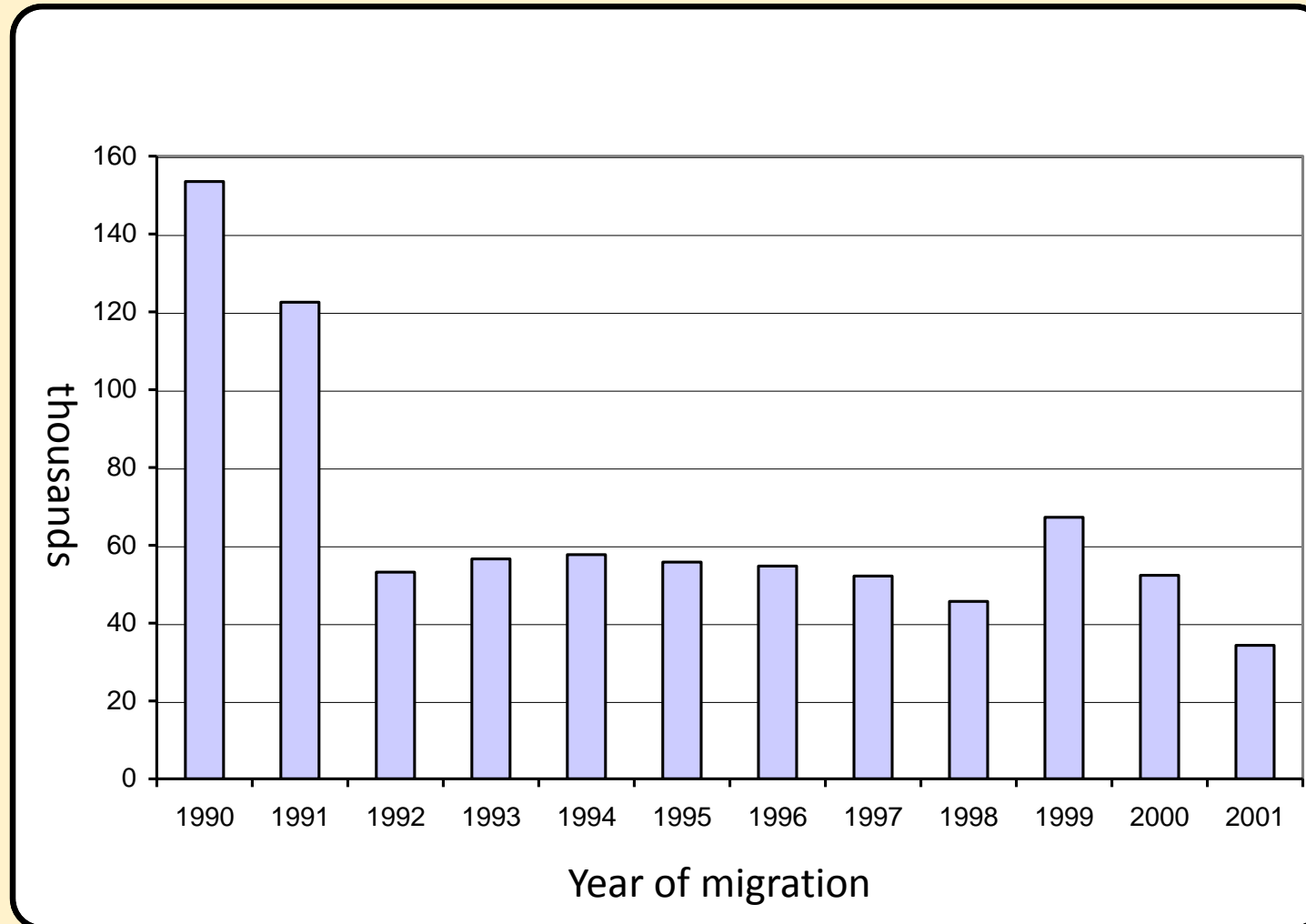
- Deputy Minister of Finance Dr. Yossi Beilin, July 1989



- In 3 months Oct- Dec 1989 – 12000 New Immigrants from the USSR
600,000 in 5 years; 1 Million in 10 years



Immigration from the USSR to Israel 1990-2001



Immigrants, with academic degrees , {FSU} employed in Israel

Area	Immigrants	Israelis
Science, engineering & health	61%	52%
Humanities, social sciences education & law	37%	47%
Other	2%	1%



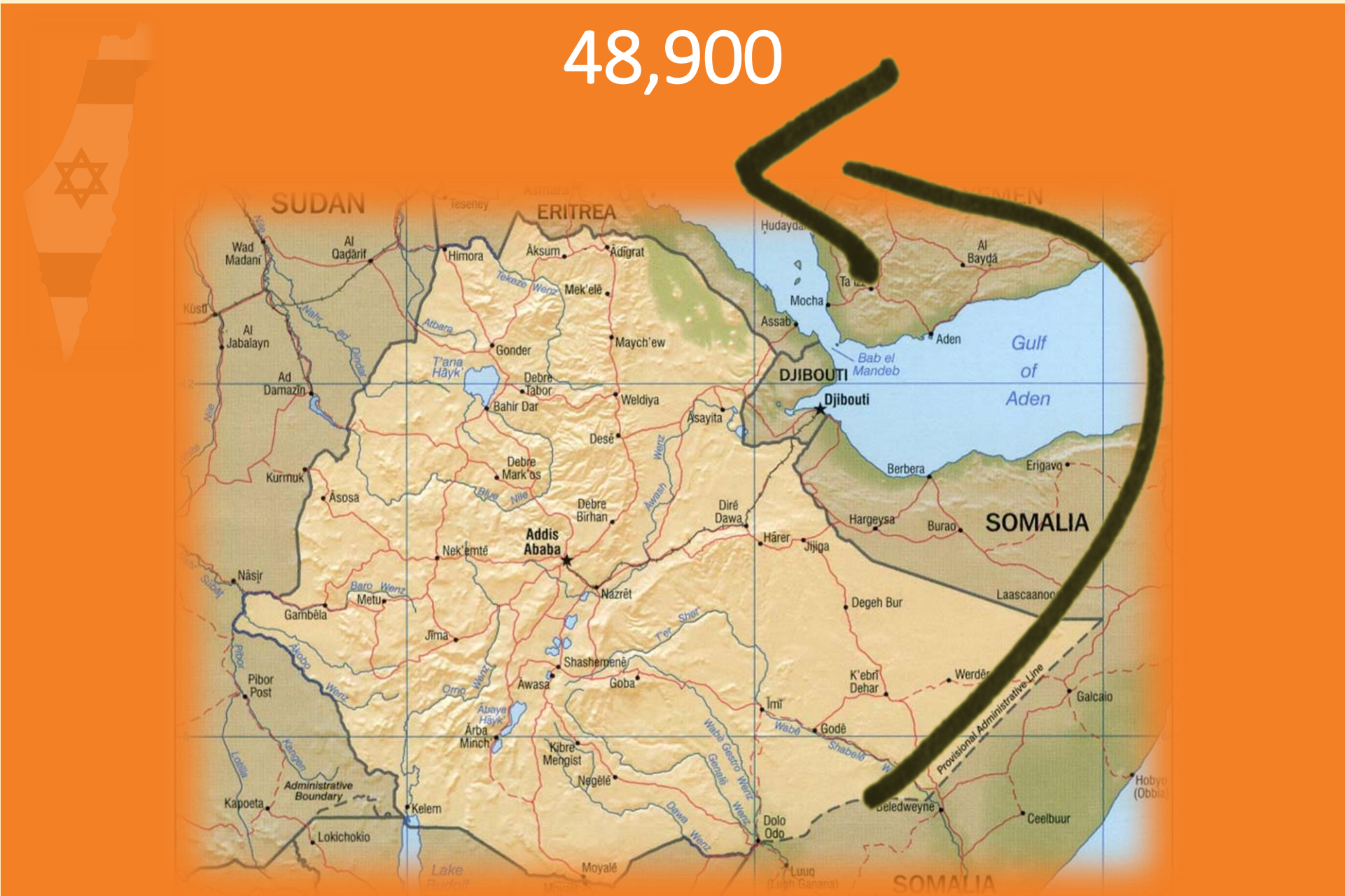
Engineers & architects 82500
 Physicians 17000
 RN para-medical workers 18500

Writers & artists 16500
 Scientists 12000
 Teachers 39000

Between the years
1989– 1998:

Immigration to Israel from Ethiopia

48,900



Immigration to Israel from Ethiopia

Before Operation Moses (pre-1984)	6,000
Operation Moses (Nov. 1984-Feb. 1985)	7,000
Mar. 1985-23 May 1991	11,000
Operation Solomon (24-25 May 1991)	14,300
Post Operation Solomon (through 1997)	11,500
Total	48,900

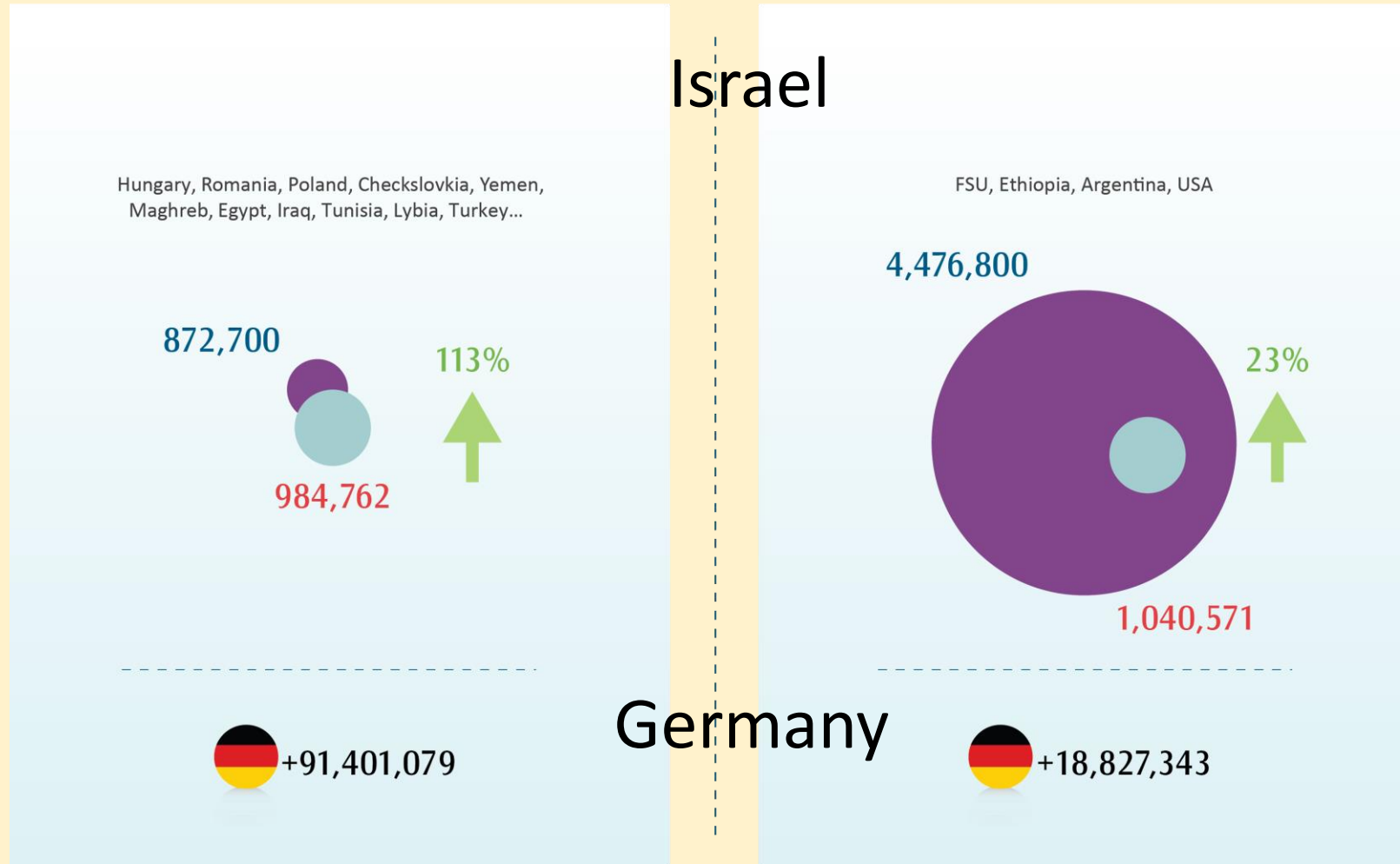


Relative magnitude of migration to population

1948-1960

to Israel and to Germany

1989-2000



Israel

Germany

■ Residents ■ Immigrants

🇩🇪 Simulation of Germany today

A macro view – Integration policies

- Initial integration



- Employment



- Social integration



Policies of Initial Integration – Macro principles



1948 - 1967

Direct Absorption

Tent cities – British army barracks
Public housing in development towns



1967 - 1989

Absorption Centers

All under one roof: “ulpan” Hebrew-teaching programs, day care, social services
Geared to professionals and academicians
Special populations: Ethiopians, students



1989 - Present

New Direct Absorption

Integration "basket" - Covering all initial expenses*
NIS 53,212= \$12,600

* Rent, Living stipend, education fees, health insurance

Employment – Macro principles

1



Needs
of the market



Number of
migrants and
their capacity

2



Major difficulties
in the labor market

- Language, age, culture & gender
- Integration of young adults
- Licensing requirements
- Mismatch with location of home
- Suitable jobs

Social Integration - Macro principles

- Social tensions –the Israeli experience
- "Anti-immigrant" stance – oppose supporting immigrants
- "Pro-immigrant" stance – in favor of helping immigrants

- Campaigns in the mess media
- Interpersonal communication – neighborhoods and cities



Micro View - Integration

- Early Childhood (birth to 6-8 years old)



- Women



- Young Adults



Integration :Ethiopian immigrants

Early Childhood (birth to 6-8 years) - the PACT project

Research Findings:

- Narrowing gaps between locals and immigrants
- Strong impact if exposed from birth
- Maximizing achievements
- **Still big gaps between Ethiopians and local kids**



Women

FSU

- Growth in birth rate
- Large number of single-parent families
- Improvement in Hebrew & Computers
- Financial difficulties, especially at older ages
- High number of marriages with other ethnic social groups
- Downgrading of professional level

Ethiopian

- Big improvement since the 90's
- Employment: 25% increase in employment from 23% to 48%
- Education: 62% graduate elementary education, 15% higher education
- Many single-parent families – families headed by mothers
- Decrease gaps with men in education & employment

Students & Young Adults

FSU

- Matriculation eligibility - 64%
- High-school dropouts - 12%
- Higher education: big increase in number of students 6,000- to 42,000
- Alienation - 24% feel alienation

Ethiopian

- Matriculation legibility - 46%
- High-school dropouts - 30%
- Higher education— 1,500–2000 students
- Racist incidents - 30% claimed they faced racist incidents

20 years later –Immigrants from the FSU

Encouraging outcomes

- Majority feel at home
- Improvement in local language
- Improvement in employment. With time, more work in their professions. Like Israelis.
- Standard-of-living like native Israelis

Challenging issues

- Many elderly & single-parent families face serious economic difficulties
- 50% of elderly families don't own an apartment
- Older immigrants don't speak the local language.
- High dropout rates among high school students
- Many immigrants don't work in their professions in the first years

Ethiopian immigrants – since Operation Solomon, May 1991

Encouraging outcomes

- 74% satisfied with integration
26 % dissatisfied
- 89% feel at home
- In 4 out of 5 areas of integration, report on improvement
- Employment – number of immigrants that were struggling decreased 37% to 9%

Challenging issues

- 31% claim that local population holds negative attitudes towards Ethiopians,
22% disturbed by cultural differences
- Housing - 40% have difficulties
- Young adults & single-parent families
- Number of families with economic difficulties and debt still high 35% (down from 50%)
- Racial issues - demonstrations

Major dilemmas in Integration & Migration

- Dependence vs. independence
- Melting pot - multicultural - nativism
- Mixed flows : Economic migration vs. asylum seekers & refugees
- Integration policy: universal vs. culture-sensitive
- Contribution vs. required investment
-
- Immigration policy : human right to immigrate vs. sovereignty of states
- Government policies vs. civil society's stance

Looking Toward the Future

(based on the Israeli experience)

- Migration can contribute tremendously to manpower, diversity, cultural richness, economic development
- It's in the hands of the players: governments, civil society and the immigrants themselves
- We must do what is possible to bring about the positive outcomes and minimize the negative ones

